

## REUSE SETUP FILES TO SAVE TIME WHEN PROGRAMMING AN ATG

When you are installing a new fuel management system, or reprogramming an existing system, you can save time by copying the setup files from an existing, similar fuel management system.

If you have any questions, please contact Franklin Fueling Systems Technical Support at +1.800.984.6266, Monday through Friday from 7 am to 7 pm (Central).

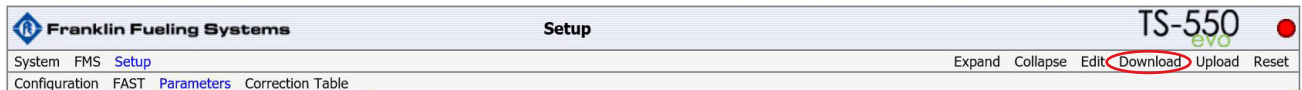
**IMPORTANT:** Setup files you download from a T-5/550/5000 should be uploaded only to a T-5/550/5000, and setup files you download from a TS-550 evo™ or TS-5000 evo™ should be uploaded only to a TS-550 evo™ or TS-5000 evo™. This helps make sure that setup files are loaded accurately.

### To save a configuration file:

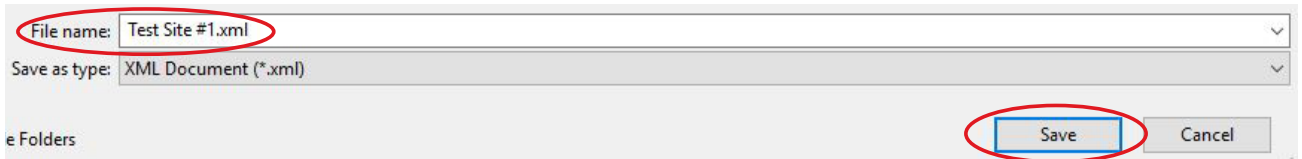
1. Click Setup in the Tank Status screen.



2. Click Download in the Setup screen.




3. Enter a unique name for the file in the File name field, and then click Save to save the file to a convenient location on your computer.

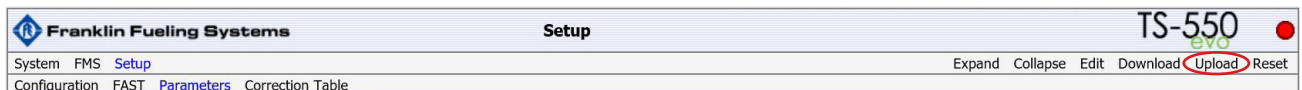


### To upload a saved configuration file to a TS-550 or TS-550 evo™:

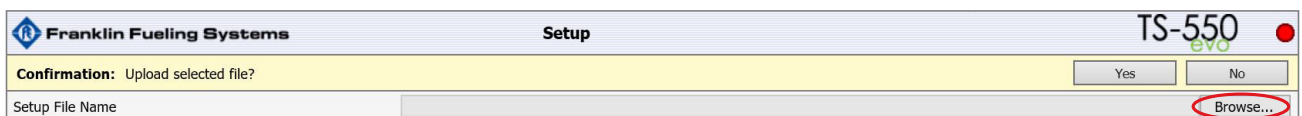
1. Click Setup in the Tank Status screen.



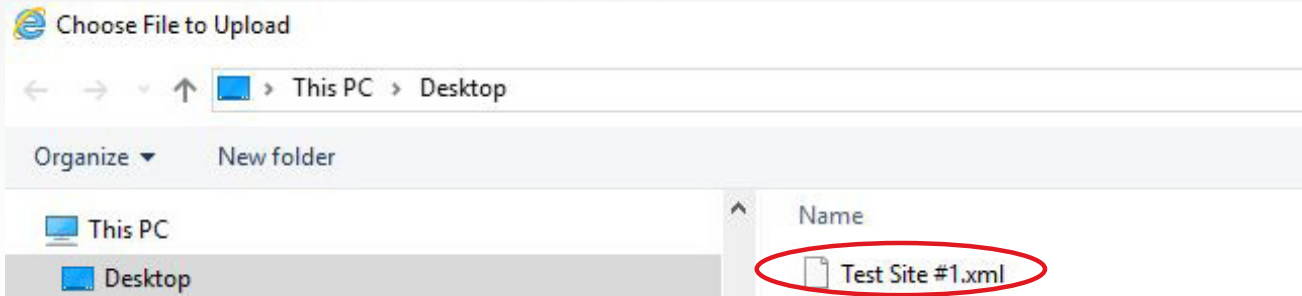
2. Click Upload in the Setup screen.



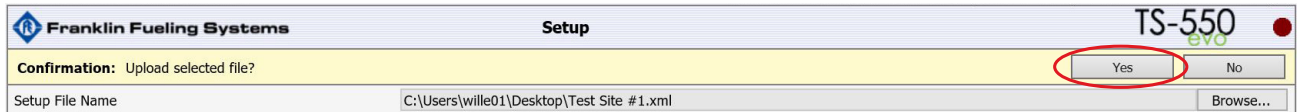
3. Click Browse.



4. Use the Choose File to Upload screen to choose, the configuration file you saved to your computer.



5. Click Yes to upload the configuration file.



A Franklin Fueling Systems Brand

[franklinfueling.com](http://franklinfueling.com)

3760 Marsh Rd. • Madison, WI 53718, USA  
Tel: +1 608 838 8786 • Fax: +1 608 838 6433  
Tel: USA & Canada +1 800 225 9787 • Tel: UK +44 (0)1473 243300  
Tel: Mex 001 800 738 7610 • Tel: CH +86 10 8565 4566

© 2017 Franklin Fueling Systems. All Rights Reserved